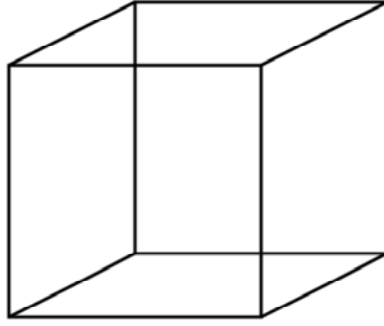


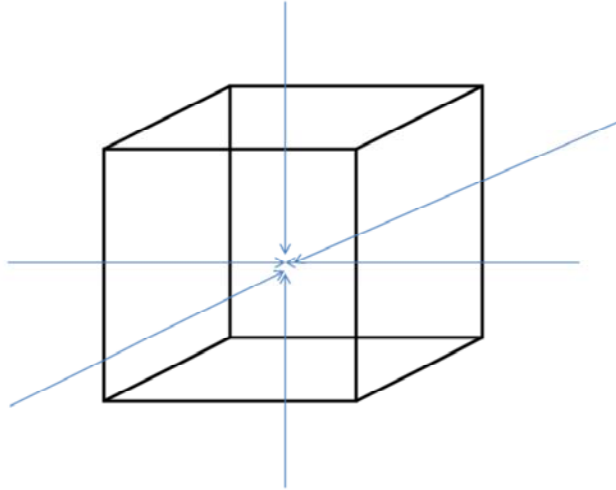
Longview...for Cornell  
Dimensional Model Overview

2/10/2014

Dimensions, ah Dimensions....



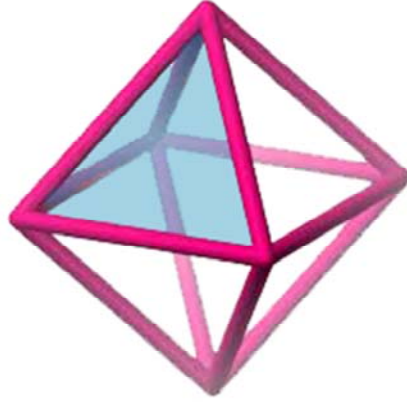
Data, stored at the intersection



Cornell...an Octahedron!



## 8 Dimensions



At Cornell, 8 Dimensions have been defined.

## Accounts Dimension



The Accounts Dimension contains information that includes your area's organizational structure set in KFS. This will include the lowest levels (or Leaf Symbols) that you oversee, such as Accounts or Sub Accounts all the way up to your Department or College/ Unit that you have access to.

## Objects Dimension



This dimension contains all of your object information. This dimension summarizes the type of financial activities that occurred for selected Symbols in the other Dimensions. This would include varying rollups of revenue and expenses, assets and liabilities.

## Subobjects Dimension



Sub Objects are data elements used per Account owner's request and established in KFS to detail further financial activity. Sub Objects are not uniquely tied to a specific Object Code which is why it stands alone in its own Dimension. Sub Objects become unique with the combination of Account and Object.



## TimePer Dimension



This dimension includes regular time periods such as Actuals, Base Budget, Trustee Budget and Future Forecasting. It also includes Floating Time Periods for various Time Periods. A Floating Time Period is a time period that will be updated with the month-end rollover process or the year-end rollover process.

## Funds Dimension




This dimension contains information which explains the source of fund groupings established in the financial system for a given account.

## Positions Dimension



This Dimension includes Position information (only) that is fed from or intended to push back into the Workday HR system.

## Details Dimension



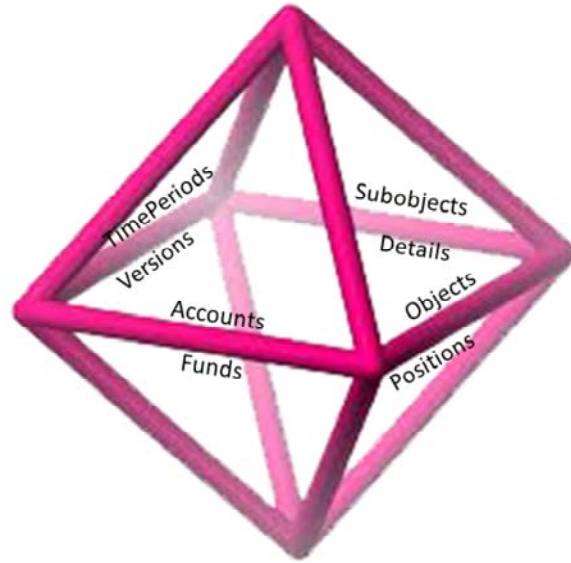
This Dimension is intended to capture key planning details such as Employee and Salary information that is fed from or intended to push back to the Workday HR system, as Transfer and Allocation planning details.

## Versions Dimension



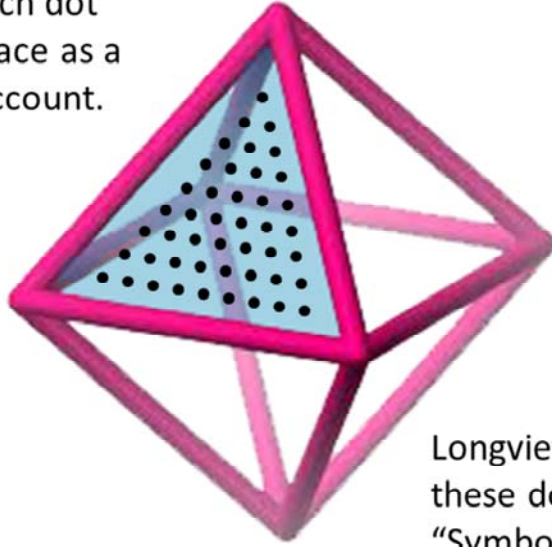
This hierarchy is intended to allow users to store planning scenarios and be able to compare different “points in time” information in the Longview database.

# 8 Dimensions



## Accounts Dimension


Think of each dot  
on the surface as a  
separate account.



Longview calls  
these dots  
"Symbols"

## Accounts Dimension

And there are  
**LOTS** of accounts!  
(or lots of account  
“Symbols”)



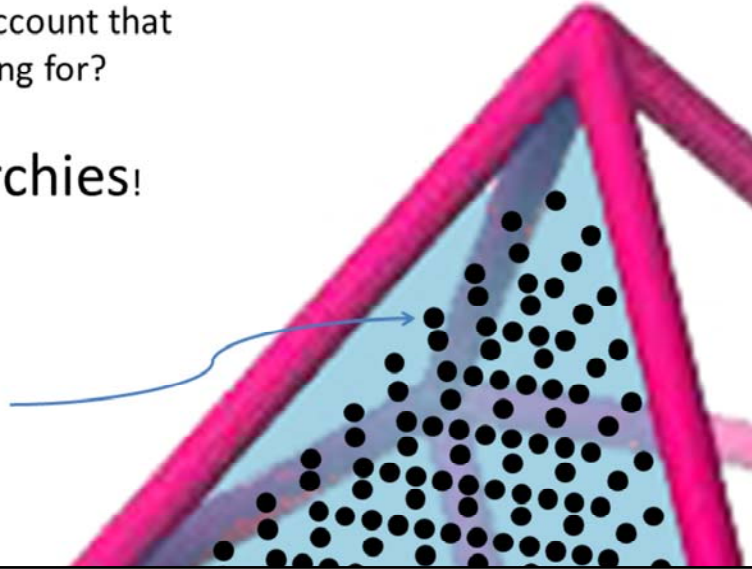


## Accounts Dimension

So how do you find a particular account that you're looking for?

...Hierarchies!

R554771



## Longview Hierarchies

- Simply put, hierarchies are a mechanism for organizing the symbols in a dimension.
- There may be (and often are) multiple hierarchies within a dimension
- We also have “flat” hierarchies...a one-level hierarchy
- Each level of the hierarchy can be a “roll-up” point

Let's look at the Hierarchies for each dimension....

## Accounts Dimension

- CU
  - IT
    - E-Level
      - C-Level
        - G-Level
          - D-Level
            - S-Level (optional)
              - **Account**
              - **Subaccount (if present)**

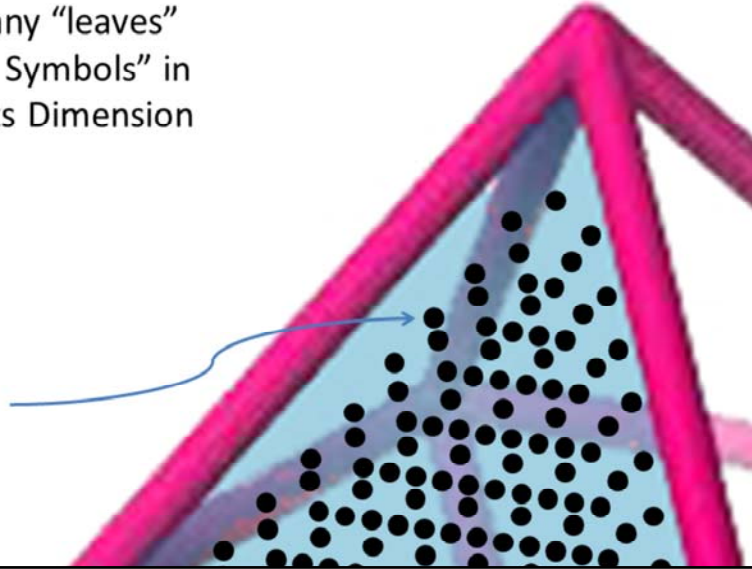


The last level of the hierarchy is called the “Leaf”. In case of the Accounts Dimension, it is the Account number, (or sub account number, if present). These “leaves” are the “Symbols” that are on the surface of the octahedron.

## Accounts Dimension

So in this case, R554771  
is one of many "leaves"  
or "Account Symbols" in  
the Accounts Dimension

R554771

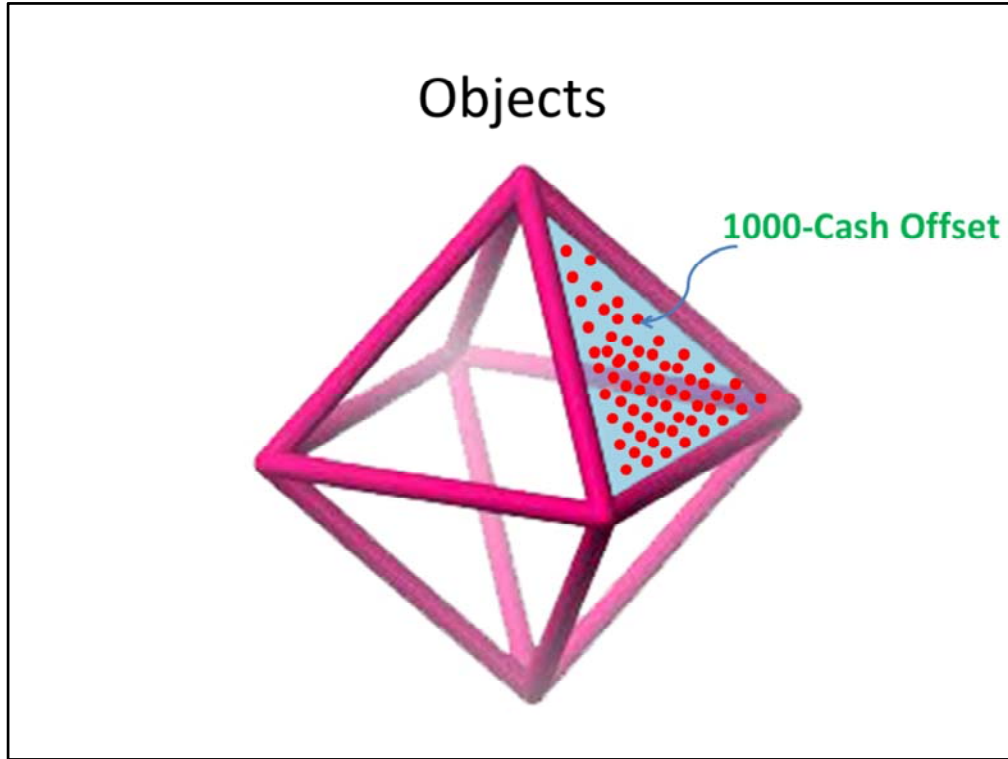


## Objects Dimension



- TOTAL\_OBJECT
  - ASSET
    - CAEQ-Cash and Cash Equivalent
      - CASH
        - » **1000-Cash Offset**
        - » **1100-Cash – Petty Cash**
      - EQUV-Cash Equiv
        - » **1125-Cash-Marketable Securities**
        - » **1130-Cash Equivalent**

In the Object dimension example, the green objects are some of many 'leaves' or 'Object Symbols' in the 'Objects Dimension'.



These 'Object Symbols' sit on the surface of the octahedron.

## SubObjects Dimension



- SUB\_OBJECTS
  - SUB\_OBJECTS\_ALPHA
    - **MAR-Sub Object MAR**
    - **3WK-Sub Object 3WK**
  - SUB\_OBJECTS\_NUM
    - **001-Sub Object 001**
    - **002-Sub Object 002**

## TimePer Dimension



- ACTUALS
  - AYR2013
    - **A201207MTH-Jul 2012 Actuals**
    - **A201208MTH-Aug 2012 Actuals**
  - AYR2013YTD
- BUDGET
  - BTY2013 – Budget 2013
    - **BYR201307MTH-Jul Budget 2013**



## Funds Dimension



- TOTAL\_FUNDS
  - AP-Government Appropriations
    - APFEDL-Federal Appropriations
      - **AHAES-Animal Health Disease&Res Fds (AES)**
      - **AHCVM-Animal Health Disease&Res Fds (CVM)**

## Positions Dimension



- ALL\_POSITIONS
  - 00100046-IT Support Assoc II
  - 00100071-IT Support Assoc III

## Details Dimension



- EMPLOYEE\_DATA\_SYMBOLS
  - EMPLOYEE\_JOB\_FUNCTION-Job Function
  - EMPLOYEE\_JOB\_FUNCTION\_DESC-Job Func Desc
  - EMPLOYEE\_PAY\_RATE-Hourly / Salary
  - EMPLOYEE\_BASE\_SALARY-Base Salary
  - EMPLOYEE\_NAME-Employee Name

## Storing a budget value in Longview...

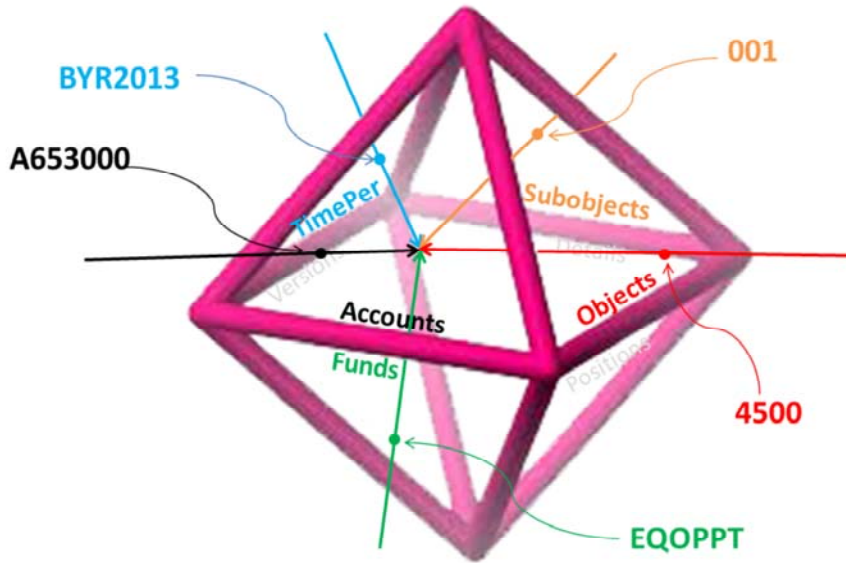
The screenshot shows the Longview software interface with a trial balance table. The table has columns for ACCOUNTS, OBJECTS, SUBOBJECTS, FUNDS, and TIMEPER. The data is as follows:

ACCOUNTS	OBJECTS	SUBOBJECTS	FUNDS	TIMEPER	
A653000 - MBO INDIRECT COST RETURN	3050 - Use of Fund Balance	Sub Object 001	EQOPPT - Equal Opportunity	BVR2013 - Budget 2013	100.00
	3060 - Use of Reserve Balance	Sub Object 001	EQOPPT - Equal Opportunity		0.00
	CHFB - ChangeFB	Sub Object 001	EQOPPT - Equal Opportunity		100.00
	TTIN - InterUnitIN	Sub Object 001	EQOPPT - Equal Opportunity		100.00
	4500 - Income - Allocated	Sub Object 001	EQOPPT - Equal Opportunity		100.00
	4510 - Income - Allocated Department	Sub Object 001	EQOPPT - Equal Opportunity		0.00
	ALOC - AllocOP	Sub Object 001	EQOPPT - Equal Opportunity		100.00
	TTPL - TstrnPint	Sub Object 001	EQOPPT - Equal Opportunity		0.00
	TTED - TstrIn End	Sub Object 001	EQOPPT - Equal Opportunity		0.00

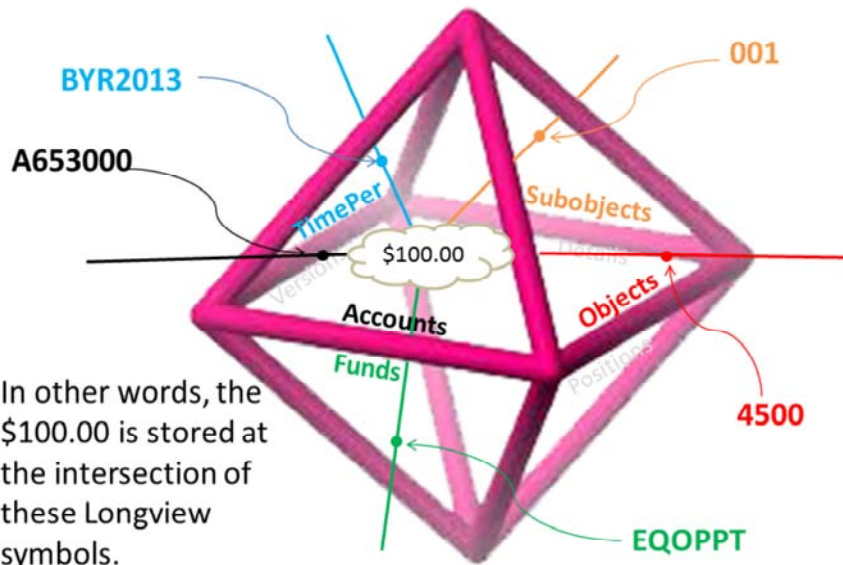
Annotations in the image include: a blue circle around the account number 'A653000', a red circle around the object '4500 - Income - Allocated', a green circle around the fund 'EQOPPT - Equal Opportunity', and a yellow circle around the value '100.00' in the 'TIMEPER' column for the highlighted row.

- The circled items are the “Symbol Names” (again, think “Dots” on the surface of our diamond.)
- The cloud is the “intersection” of those symbols, and is where data is stored in Longview (in this case \$100.00. This is what you’d type in.)
- The next slide shows how this would be represented in our diamond...

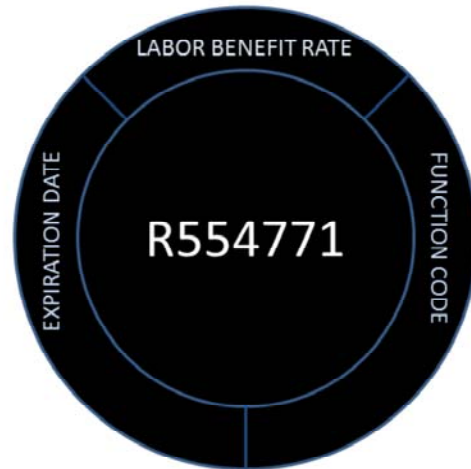
Occurs at the intersection of symbols...



## Occurs at the intersection of symbols...



## So what's an attribute?



In addition to Symbols, Hierarchies and Data Intersections, Symbol Attributes are also stored in the Longview database. Although not accessible through Analysis and Reporting, Longview for Excel provides rich functionality in which Attributes can be queried or referenced in more complex data analysis extracts.